

AGES 4+

FurReal friends

Tea Cup Pups
Get Pretty™



Pup colors and accessories may vary.



WARNING:

CHOKING HAZARD—Small parts.
Not for children under 3 years.

**CARE
GUIDE**

x3 BATTERIES INCLUDED

Replace with 3 x 1.5V "AAA" or LR03 size alkaline batteries. Phillips/cross head screwdriver (not included) needed to replace batteries.

The switch is currently in TRY ME position. Please slide to the ON position to activate your toy's play features.

Getting to Know Your Pet

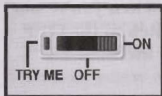


Back sensor
When you pet your pup on its back, it will make excited sounds and movements!

TRY ME/OFF/ON
Switch and battery door on tummy.

A sensor is a part of the toy that responds to your touch!

How to Play



To activate your toy pup, slide the TRY ME/OFF/ON switch on pup's tummy to the ON position. Your pup is now ready for its fashion debut!

Play Mode

When you turn your pup ON, if you pet its back within a few seconds it will go into Play Mode. It will respond every time you pet it with playful sounds and movements.

Dressing Mode

If you stop petting your pup for several seconds, it will go into Dressing Mode. It will still continue to make doggy sounds, but it won't make any movements so you can dress it more easily. When you're finished dressing your pup, pet its back so it can let you know how it likes its outfit!

(You have about a minute to dress your pup, then it will automatically go into Show-Off Mode even if you don't pet its back.)

Show-Off Mode

When you're finished dressing your pup, pet its back to find out how it likes your fashion design. The more your pup likes its outfit, the more it will "dance" and "sing" for you!

Sleep Mode

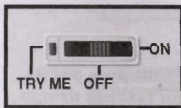
If you stop playing with your toy pup for a few minutes, it will go to "sleep." You can "wake" it up again by petting its back!

NOTE: This toy uses battery power whenever its switch is in the ON position. When you're not playing with the toy, move its switch to the OFF position to help conserve battery life.

Grooming Your Pet

Just like a real dog, your Tea Cup Pups Get Pretty™ pup likes to stay clean. But make sure it doesn't get wet! Gently brush its fur with a cloth or soft brush to loosen any dirt. You can use a slightly damp cloth to remove stains, but don't use any cleaners on your Tea Cup Pups Get Pretty™ pup.


Troubleshooting



If your pet doesn't seem to respond properly, first try sliding the TRY ME/OFF/ON switch to OFF, then back to ON. If that doesn't work, you may need to replace the batteries.

To Replace Batteries

1. Locate battery compartment on pup's tummy.
2. Loosen screw on battery door.
3. Remove and discard old batteries.
4. Replace with fresh 3 x 1.5V "AAA" or LR03 size alkaline batteries.
5. Replace door and tighten screw.



IMPORTANT: BATTERY INFORMATION



CAUTION:

1. As with all small batteries, the batteries used with this toy should be kept away from small children who still put things in their mouths. If they are swallowed, promptly see a doctor and have the doctor phone (202) 625-3333 collect. If you reside outside the United States, have the doctor call your local poison control center.

2. Always follow the instructions carefully. Use only batteries specified and be sure to insert them correctly by matching the + and - polarity markings.
3. Do not mix old batteries and new batteries or standard (carbon-zinc) with alkaline batteries.
4. Remove exhausted or dead batteries from the product.
5. Remove batteries if product is not to be played with for a long time.
6. Do not short-circuit the supply terminals.
7. Should this product cause, or be affected by, local electrical interference, move it away from other electrical equipment. Reset (switching off and back on again or removing and re-inserting batteries) if necessary.
8. RECHARGEABLE BATTERIES: Do not mix these with any other types of batteries. Always remove from the product before recharging. Recharge batteries under adult supervision. **DO NOT RECHARGE OTHER TYPES OF BATTERIES.**



NOTE TO UK CONSUMERS: This product and its batteries must be disposed of separately at your local waste recycling centre. Do not dispose of in your household waste bin.

FCC STATEMENT

This device complies with part 15 of the FCC Rules. Operation is subject to the following two conditions: (1) This device may not cause harmful interference, and (2) this device must accept any interference received, including interference that may cause undesired operation.

This equipment has been tested and found to comply with the limits for a Class B digital device, pursuant to part 15 of the FCC Rules. These limits are designed to provide reasonable protection against harmful interference in a residential installation. This equipment generates, uses and can radiate radio frequency energy, and, if not installed and used in accordance with the instructions, may cause harmful interference to radio communications. However, there is no guarantee that interference will not occur in a particular installation. If this equipment does cause harmful interference to radio or television reception, which can be determined by turning the equipment off and on, the user is encouraged to try to correct the interference by one or more of the following measures:

- Reorient or relocate the receiving antenna.
- Increase the separation between the equipment and receiver.
- Consult the dealer or an experienced radio/TV technician for help.

CAUTION: Changes or modifications to this unit not expressly approved by the party responsible for compliance could void the user's authority to operate the equipment.



FurReal[®]Friends.com

Questions? Call 1-800-844-3733

Product and colors may vary.

© 2009 Hasbro. All Rights Reserved.

TM & ® denote U.S. Trademarks.

U.S. Pat. No. 6811461.

93962 Asst.

PN 7038380000